



Picture shown may not represent actual configuration

SOUND ATTENUATED ENCLOSURES LEVEL 1, LEVEL 2 & LEVEL 3

6.8 – 22 (B Series) Range

The compact design of the 6.8 – 22 kVA SA Level 1, Level 2 and Level 3 enclosures range provides the flexibility of optimum sound attenuation depending on requirements. Designed on modular principles, the enclosures will have lift off doors or vertically hinged doors providing optimal service and maintenance access.

The enclosures are constructed with galvanised steel, designed to resist corrosion and handling damage. Developed through continuing research and development by our specialist engineers, the enclosures are weather protective and incorporate internally mounted exhaust silencers.

All of the sound attenuated enclosures reduce sound levels to comply with the stage II levels of the European Community Directive 2000/14/EC, effective from 3 January 2006.

Features

Durable and Robust Construction

- Galvanised steel protected by powder coat paint
- Single piece roof structure
- Base frame extends beyond enclosure protecting against handling damage
- Black finish stainless steel locks and hinges
- Zinc plated/stainless steel fasteners

Excellent Service and Maintenance Access

- Optional side hinged doors on both sides of the enclosure
- Optional lift off only doors on both sides of the enclosure
- Coolant drain piped to base frame, exterior to the enclosure

Security and Safety

- Control panel viewing via large viewing window
- Emergency stop push button mounted on enclosure exterior
- Cooling fan and battery charging alternator fully guarded
- Exhaust silencing system totally enclosed for operator safety

Transportability

- Drag points on base frame facilitating handling from both sides
- Optional tested and Certified Lifting arch

SOUND PRESSURE LEVELS (dBA) – SA LEVEL 1

Generating Set Model	Duty	50 Hz						60 Hz					
		15 m		7 m		1 m		15 m		7 m		1 m	
		75% Load	100% Load	75% Load	100% Load	75% Load	100% Load	75% Load	100% Load	75% Load	100% Load	75% Load	100% Load
DE9.5E3	Prime	65	66	71	72	82	84	68	69	74	75	85	87
	Standby	65	67	71	73	82	85	68	70	74	76	85	87
DE9.5E3 (EUR1)	Prime	65	66	71	72	82	84	68	69	74	75	85	87
	Standby	65	67	71	73	82	85	68	70	74	76	85	87
DE13.5E3	Prime	65	67	71	73	83	84	70	71	76	77	86	88
	Standby	65	68	71	74	83	85	70	72	76	78	87	88
DE16E0	Prime	66	69	72	75	84	85	–	–	–	–	–	–
	Standby	67	70	73	76	84	86	–	–	–	–	–	–
DE18E3	Prime	64	66	70	72	80	82	67	69	73	75	84	85
	Standby	64	66	70	72	81	83	68	69	74	75	84	86
DE22E3	Prime	65	67	71	73	82	84	68	69	74	75	84	86
	Standby	66	69	72	75	82	86	68	70	74	76	85	87
DE7.5E3S	Prime	65	66	71	72	82	84	68	69	74	75	85	87
	Standby	65	67	71	73	82	85	68	70	74	76	85	87
DE11E3S	Prime	65	67	71	73	83	84	70	71	76	77	86	88
	Standby	66	68	72	74	83	85	70	72	76	78	87	88
DE12E0S	Prime	65	68	71	74	83	85	–	–	–	–	–	–
	Standby	66	69	72	75	83	85	–	–	–	–	–	–
DE14E3S	Prime	64	66	70	72	80	82	67	68	73	74	84	85
	Standby	64	66	70	72	81	83	68	69	74	75	84	86
DE16E3S	Prime	65	67	71	73	81	84	68	69	74	75	84	86
	Standby	65	68	71	74	82	85	68	70	74	76	85	87

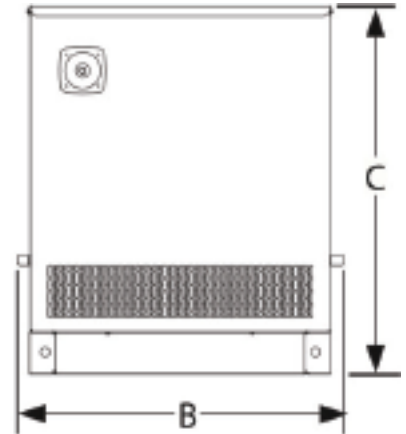
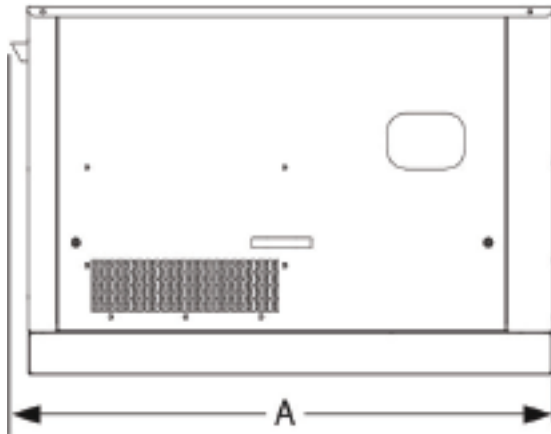
SOUND PRESSURE LEVELS (dBA) – SA LEVEL 2

Generating Set Model	Duty	50 Hz						60 Hz					
		15 m		7 m		1 m		15 m		7 m		1 m	
		75% Load	100% Load	75% Load	100% Load	75% Load	100% Load	75% Load	100% Load	75% Load	100% Load	75% Load	100% Load
DE9.5E3	Prime	54	55	60	61	70	71	57	58	63	64	71	73
	Standby	55	56	61	62	70	72	57	58	63	64	72	74
DE9.5E3 (EUR1)	Prime	54	55	60	61	70	71	57	58	63	64	71	73
	Standby	55	56	61	62	70	72	57	58	63	64	72	74
DE13.5E3	Prime	54	56	60	62	71	72	58	59	64	65	72	73
	Standby	55	56	61	62	71	72	58	59	64	65	73	74
DE16E0	Prime	55	57	61	63	71	72	–	–	–	–	–	–
	Standby	56	58	62	64	71	73	–	–	–	–	–	–
DE18E3	Prime	57	58	63	64	74	74	60	61	66	67	76	76
	Standby	57	59	63	65	74	75	60	61	66	67	76	76
DE22E3	Prime	58	60	64	66	74	75	60	61	66	67	76	76
	Standby	58	61	64	67	74	76	61	61	67	67	76	76
DE7.5E3S	Prime	54	55	60	61	70	71	57	58	63	64	71	73
	Standby	55	56	60	62	70	72	57	58	63	64	72	74
DE11E3S	Prime	54	56	60	62	71	72	58	59	64	65	72	73
	Standby	55	56	61	62	71	72	58	59	64	65	73	74
DE12E0S	Prime	55	56	61	62	71	72	–	–	–	–	–	–
	Standby	55	57	61	63	71	72	–	–	–	–	–	–
DE14E3S	Prime	57	58	63	64	74	74	60	61	66	67	76	76
	Standby	57	58	63	65	74	75	60	61	66	67	76	76
DE16E3S	Prime	57	59	63	65	74	75	60	61	66	67	76	76
	Standby	58	60	64	66	74	76	61	61	67	67	76	76

SOUND PRESSURE LEVELS (dBA) – SA LEVEL 3

Generating Set Model	Duty	50 Hz						60 Hz					
		15 m		7 m		1 m		15 m		7 m		1 m	
		75% Load	100% Load	75% Load	100% Load	75% Load	100% Load	75% Load	100% Load	75% Load	100% Load	75% Load	100% Load
DE9.5E3	Prime	51	51	57	57	69	70	52	53	58	59	69	71
	Standby	51	52	57	58	69	70	52	53	58	59	69	72
DE9.5E3 (EUR1)	Prime	51	51	57	57	69	70	52	53	58	59	69	71
	Standby	51	52	57	58	69	70	52	53	58	59	69	72
DE13.5E3	Prime	52	52	58	58	69	70	53	54	59	60	70	71
	Standby	52	53	58	59	70	70	53	54	59	60	70	71
DE16E0	Prime	52	52	58	59	70	71	–	–	–	–	–	–
	Standby	52	53	58	59	70	71	–	–	–	–	–	–
DE18E3	Prime	53	54	59	60	71	72	54	55	60	61	71	72
	Standby	53	54	59	60	71	73	54	55	60	61	71	73
DE22E3	Prime	54	55	60	61	72	73	54	55	60	61	71	73
	Standby	54	55	60	61	72	74	55	56	61	62	72	74
DE7.5E3S	Prime	51	51	57	57	69	70	52	53	58	59	69	71
	Standby	51	52	57	58	69	70	52	53	58	59	69	72
DE11E3S	Prime	52	52	58	58	69	70	53	54	59	60	70	71
	Standby	52	53	58	59	70	70	53	54	59	60	70	71
DE12E0S	Prime	52	53	58	59	70	70	–	–	–	–	–	–
	Standby	52	53	58	59	70	71	–	–	–	–	–	–
DE14E3S	Prime	53	54	59	60	71	72	54	55	60	61	70	72
	Standby	53	54	59	60	71	72	54	55	60	61	71	72
DE16E3S	Prime	53	54	59	60	71	73	54	55	60	61	71	73
	Standby	54	55	60	61	72	73	54	56	60	62	71	74

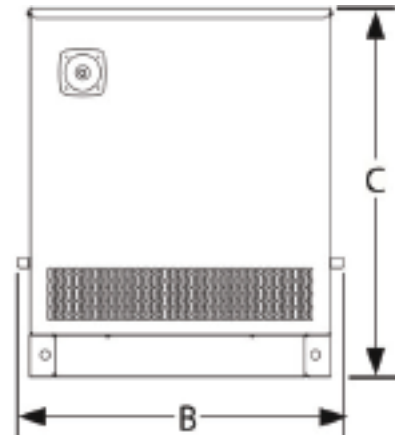
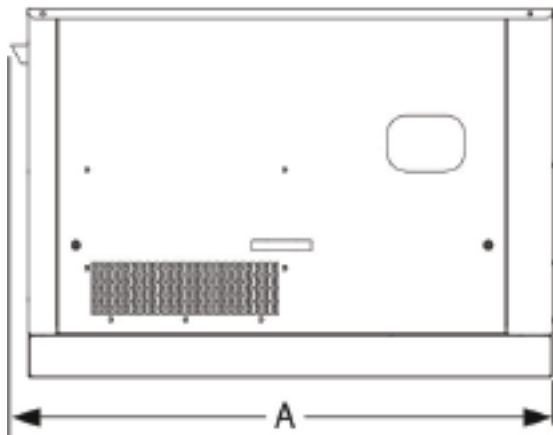
DIMENSIONS AND WEIGHTS – SA LEVEL 1



Generating Set Model	A: mm (in)	B: mm (in)	C: mm (in)	Weight*: kg (lb)
DE9.5E3	1550 (61.0)	935 (36.8)	1228 (48.4)	412 (908)
DE9.5E3 (EUR1)	1550 (61.0)	935 (36.8)	1228 (48.4)	405 (893)
DE13.5E3	1550 (61.0)	935 (36.8)	1228 (48.4)	481 (1060)
DE12E0S	1550 (61.0)	935 (36.8)	1228 (48.4)	488 (1076)
DE16E0	1550 (61.0)	935 (36.8)	1228 (48.4)	508 (1120)
DE18E3	1550 (61.0)	935 (36.8)	1228 (48.4)	544 (1200)
DE22E3	1550 (61.0)	935 (36.8)	1228 (48.4)	557 (1228)
DE7.5E3S	1550 (61.0)	935 (36.8)	1228 (48.4)	412 (908)
DE11E3S	1550 (61.0)	935 (36.8)	1228 (48.4)	488 (1076)
DE14E3S	1550 (61.0)	935 (36.8)	1228 (48.4)	549 (1210)
DE16E3S	1550 (61.0)	935 (36.8)	1228 (48.4)	557 (1228)

*Net weight with lube oil, and coolant, no fuel.

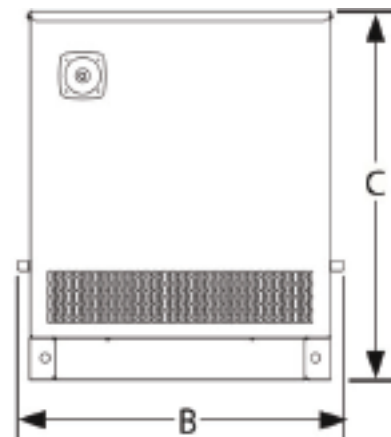
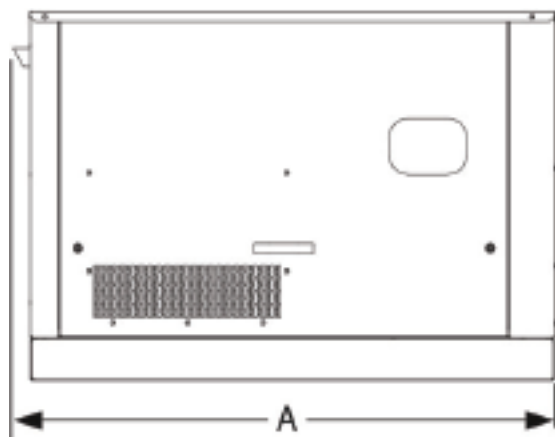
DIMENSIONS AND WEIGHTS – SA LEVEL 2



Generating Set Model	A: mm (in)	B: mm (in)	C: mm (in)	Weight*: kg (lb)
DE9.5E3	1755 (69.0)	935 (36.8)	1228 (44.3)	463 (1020)
DE9.5E3 (EUR1)	1755 (69.0)	935 (36.8)	1228 (44.3)	456 (1005)
DE13.5E3	1755 (69.0)	935 (36.8)	1228 (44.3)	532 (1173)
DE12E0S	1755 (69.0)	935 (36.8)	1228 (44.3)	539 (1188)
DE16E0	1755 (69.0)	935 (36.8)	1228 (44.3)	559 (1232)
DE18E3	1755 (69.0)	935 (36.8)	1228 (44.3)	595 (1312)
DE22E3	1755 (69.0)	935 (36.8)	1228 (44.3)	608 (1340)
DE7.5E3S	1755 (69.0)	935 (36.8)	1228 (44.3)	463 (1020)
DE11E3S	1755 (69.0)	935 (36.8)	1228 (44.3)	539 (1188)
DE14E3S	1755 (69.0)	935 (36.8)	1228 (44.3)	600 (1323)
DE16E3S	1755 (69.0)	935 (36.8)	1228 (44.3)	608 (1340)

*Net weight with lube oil, and coolant, no fuel.

DIMENSIONS AND WEIGHTS – SA LEVEL 3



Generating Set Model	A: mm (in)	B: mm (in)	C: mm (in)	Weight*: kg (lb)
DE9.5E3	1830 (72.0)	935 (36.8)	1228 (44.3)	473 (1043)
DE9.5E3 (EUR1)	1830 (72.0)	935 (36.8)	1228 (44.3)	466 (1050)
DE13.5E3	1830 (72.0)	935 (36.8)	1228 (44.3)	542 (1195)
DE12E0S	1830 (72.0)	935 (36.8)	1228 (44.3)	549 (1210)
DE16E0	1830 (72.0)	935 (36.8)	1228 (44.3)	569 (1254)
DE18E3	1830 (72.0)	935 (36.8)	1228 (44.3)	605 (1334)
DE22E3	1830 (72.0)	935 (36.8)	1228 (44.3)	618 (1362)
DE7.5E3S	1830 (72.0)	935 (36.8)	1228 (44.3)	473 (1043)
DE11E3S	1830 (72.0)	935 (36.8)	1228 (44.3)	549 (1210)
DE14E3S	1830 (72.0)	935 (36.8)	1228 (44.3)	610 (1345)
DE16E3S	1830 (72.0)	935 (36.8)	1228 (44.3)	618 (1362)

*Net weight with lube oil, and coolant, no fuel.

LET'S DO THE WORK.™